



Release Note

Version:2.1.1.3396

Model:i20S/i30/i31S/PA2

Date:2018-01-06

1 New Features

- Add the feature of custom URL for external camera model custom (PA2)
- Add the feature of camera connection checking
- Add the feature of SIP TLS and TCP via STUN
- Add the feature of firmware rollback control
- Add the feature of restricting different model can 't upgrade each other's features
- Add the feature of serial number can be customized using TR069
- Add the feature of getting access to the HTTP user agent using TR069
- Add the feature of H264 payload Type configuration
- Add the feature of camera authentication function (PA2)

2 Optimization

- Optimized the feature of acoustic performance. (I31S)
- Optimized the feature of power control of the camera. (PA2)
- Optimized the feature of filtering method of SEI.
- Optimized the feature of identification of the camera type. (I30)
- Optimized the feature of default value of HTTP user agent/sip user agent.
- Optimized the feature of unification of web language and UI language.

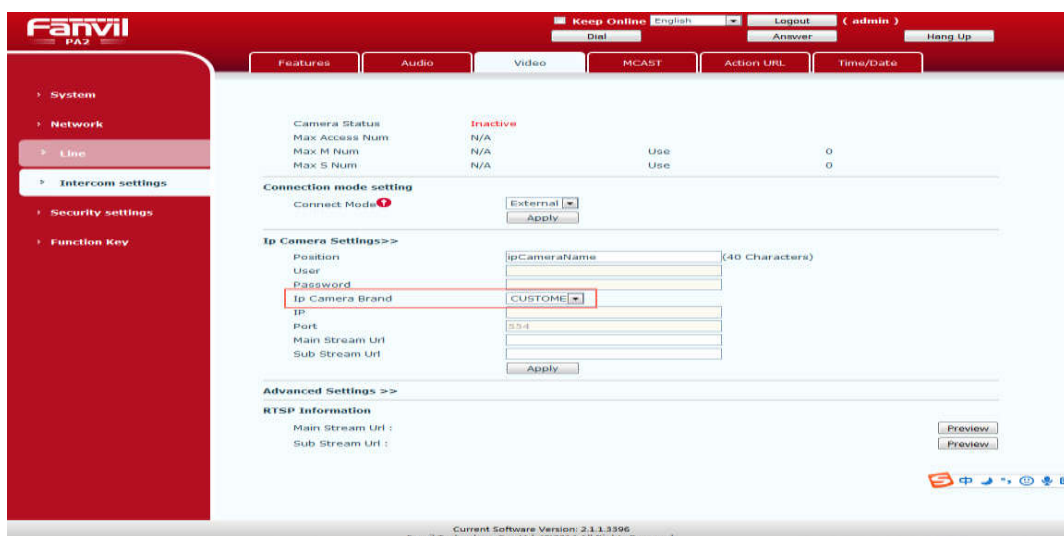
- Bug Fixes

- Fixed the feature that camera mode cannot be configured because of the network mode.
- Fixed feature that sending registration package will not be resent on the condition that SIP TLS registration failed
- Fixed feature that SIP initialization array cross-border issue
- Fix the issue of restarting repeatedly after upgrade occasionally.
- Fixed the problem of SIP process procedure of cseq based on CANCEL/ACK
- Fixed the issue of web logon failed issue and the certificate packing failure issue
- Fixed the feature that using the specific (Banmak) server can't make video calls.

• New Features Descriptions

- **Add the feature of custom URL for external camera model custom (PA2)**

Web configuration path: Intercom Settings– Video

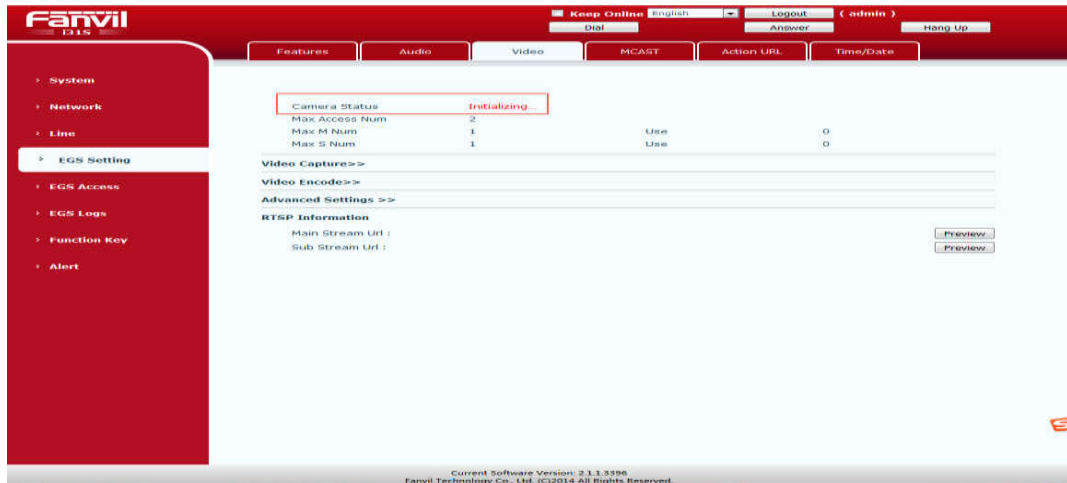


Description: Select "CUSTOMER" after IP Camera Brand corresponding to IP Camera Settings. You can customize the values for Position, Main Stream URL, and Sub Stream URL.

Resolve that the automatically generated RTSP Url does not match the camera's actual RTSP Url

- Add the feature of camera connection checking

Web configuration path: EGS Settings– Video



Description: Camera Status to view the current camera connection status. There Initializing, Connection failure, Authentication failure, Active, Inactive, Rebooting several states.

Max Access Num: The largest video is the number of visits

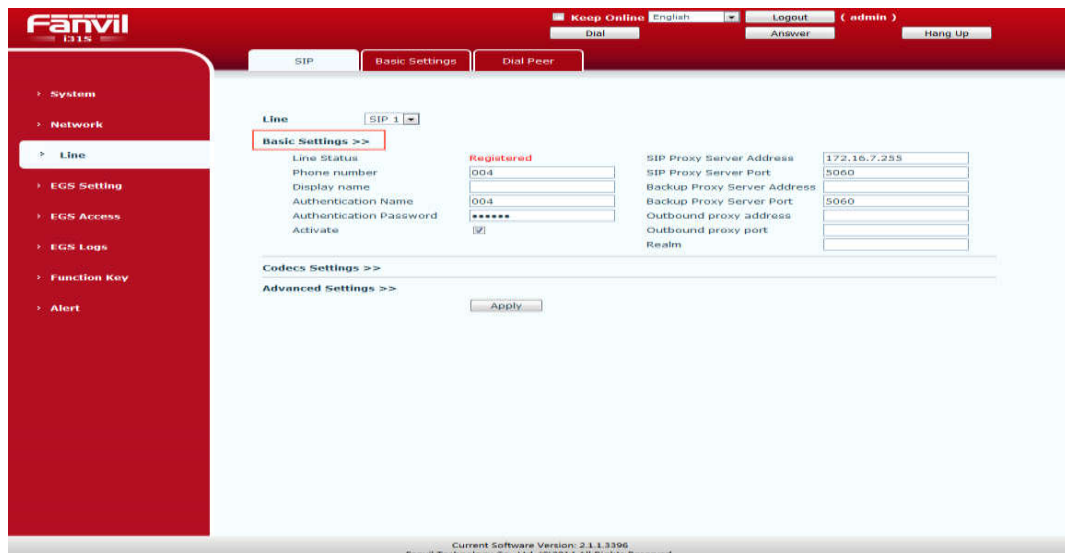
Max M Num: The largest number of main stream to visit

Max S Num: The maximum number of sub-stream to visit

Use: The value corresponding to the number of streams has been visited

- **Add the feature of SIP TLS and TCP via STUN**

Web configuration path: Line – SIP



Fanvil 1315 Keep Online English Logout (admin)

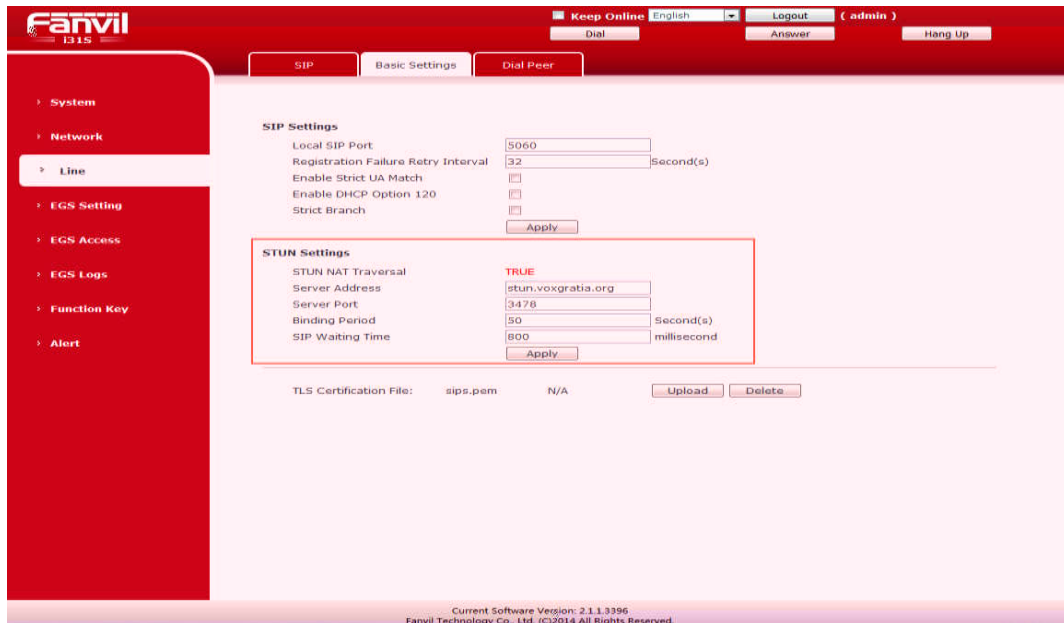
Dial Answer Hang Up

SIP Basic Settings **Dial Peer**

- System
- Network
- Line**
- EGS Setting
- EGS Access
- EGS Logs
- Function Key
- Alert

<p>Enable DND <input type="checkbox"/></p> <p>Blocking Anonymous Call <input type="checkbox"/></p> <p>Use 182 Response for Call waiting <input type="checkbox"/></p> <p>Anonymous Call Standard <input type="text" value="None"/></p> <p>Dial Without Registered <input type="checkbox"/></p> <p>Click To Talk <input type="checkbox"/></p> <p>User Agent <input type="text"/></p> <p>Response Single Codec <input type="checkbox"/></p> <p>Use Feature Code <input type="checkbox"/></p> <p>Enable DND <input type="text"/></p> <p>Enable Blocking Anonymous Call <input type="text"/></p> <p>Specific Server Type <input type="text" value="COMMON"/></p> <p>Registration Expiration <input type="text" value="3600"/> Second(s)</p> <p>Use VPN <input checked="" type="checkbox"/></p> <p>Use STUN <input checked="" type="checkbox"/></p> <p>Convert URI <input checked="" type="checkbox"/></p> <p>DTMF Type <input type="text" value="RFC2833"/></p> <p>DTMF SIP INFO Mode <input type="text" value="Send 7/#"/></p> <p>Transportation Protocol <input type="text" value="TCP"/></p> <p>Local Port <input type="text" value="5060"/></p> <p>SIP Version <input type="text" value="RFC3261"/></p> <p>Caller ID Header <input type="text" value="PAL-RPID"/></p> <p>Enable Strict Proxy <input type="checkbox"/></p> <p>Enable user:phone <input checked="" type="checkbox"/></p> <p>Enable SCA <input type="checkbox"/></p> <p>RTP Encryption <input type="checkbox"/></p>	<p>Ring Type <input type="text" value="Default"/></p> <p>Conference Type <input type="text" value="Local"/></p> <p>Server Conference Number <input type="text"/></p> <p>Transfer Timeout <input type="text" value="0"/> Second(s)</p> <p>Enable Long Contact <input type="checkbox"/></p> <p>Enable Use Inactive Hold <input type="checkbox"/></p> <p>Use Quote in Display Name <input type="checkbox"/></p> <p>DND Disabled <input type="text"/></p> <p>Disable Blocking Anonymous Call <input type="text"/></p> <p>Enable DNS SRV <input type="checkbox"/></p> <p>Keep Alive Type <input type="text" value="SIP Option"/></p> <p>Keep Alive Interval <input type="text" value="60"/> Second(s)</p> <p>Sync Clock Time <input type="checkbox"/></p> <p>Enable Session Timer <input type="checkbox"/></p> <p>Session Timeout <input type="text" value="0"/> Second(s)</p> <p>Enable Rport <input checked="" type="checkbox"/></p> <p>Enable PRACK <input checked="" type="checkbox"/></p> <p>Auto Change Port <input checked="" type="checkbox"/></p> <p>Keep Authentication <input type="checkbox"/></p> <p>Auto TCP <input type="checkbox"/></p> <p>Enable Feature Sync <input type="checkbox"/></p> <p>Enable GRUU <input type="checkbox"/></p> <p>RTP Encryption Key <input type="text"/></p>
---	---

Current Software Version: 2.1.1.3196
Fanvil Technology Co., Ltd. ©2016 All Rights Reserved



Description: Set the stun configuration items and protocol type, register the server number, call the packet filtering SIP SDP can see the stun obtained IP, TCP and TLS Stun only change sdp address.

- **Add the feature of firmware rollback control**

Description: Firmware upgrade can only be upgraded to the same version or later, not allowed to upgrade to earlier version (function is disabled by default)

- **Add the feature of restrictions different model can't upgrade each other's features**

Description: Different models cannot be upgraded between products, each with its own PID.

- **Add the feature of serial number can be customized in TR069**

Description: Add a custom format in device.txt: "serialNumber = xxx\$mac!". After the upgrade of Synthetic version, filter package will see the customized information when enable TR069.

- **Add the feature of getting access to the HTTP user agent using TR069**

Description: Add the feature of getting access to the HTTP user agent using TR069. You can get the basic info from TR069 packet.

- **Add the feature of H264 payload Type configuration**

Web configuration path: EGS Setting – Video



Description: In Advanced Settings H.264 Payload Type input box to fill in the configuration value. The caller will use this value for video calling.

- **Add feature of camera authentication function (PA2)**

Web configuration path: Intercom Settings– Video

Fanvil PA2

Keep Online English Logout (admin)

Dial Answer Hang Up

Features Audio Video MCAST Action URL Time/State

- > System
- > Network
- > Line
- > Intercom settings
- > Security settings
- > Function Key

Camera Status: Authentication failure

Max Access Num	5		
Max M Num	2	Use	0
Max S Num	5	Use	0

Authentication Setting

Mac: 00:12:17:21:db:d0

Auth Code:

Apply

Connection mode setting

Connect Mode: Local

Apply

Video Capture >>

Video Encode >>

Advanced Settings >>

RTSP Information

Main Stream Url: Preview

Sub Stream Url: Preview

Current Software Version: 2.1.1.3396
Fanvil Technology Co., Ltd. (C)2014 All Rights Reserved.



Description: If the camera status shows "Authentication failure", the authentication fails. You need to enter the camera authentication code in authentication code field, only through the authentication video function can be used normally.